

Courtyard Gates

Our range of standard Courtyard gates have been crafted with care to be of the highest possible quality.



Hythe Courtyard Gates with J-lock and timber clad posts

We offer three fully clad styles: Hythe (top photo) with its gentle arched top, Sandwich, with a curve to the top of the gate leaves (top right photo) and Rye with its level top (bottom right photo).



Our Courtyard gates incorporate a galvanised steel internal frame for extra strength and durability. This eliminates the risk of gates dropping or twisting. The gates are clad both sides with timber which matches our Tongue and Groove Effect panels. You can see the best side from both sides - from inside your property as well as the road.


All timber used throughout is superior quality Jakcure® treated softwood guaranteed for 25 years. The gates feature integral hinges that provide maximum tuning flexibility on site. We can manufacture gates to your specification and would be happy to provide quotes accordingly.

Please note: For Courtyard Gates, it is strongly advised to purchase our galvanised steel gate posts as these are designed to provide the strength for a trouble free service life. If you are considering installing onto your own posts or into brick piers, we recommend seeking advice from a qualified engineer as to their suitability, as these gates are very heavy. Consideration should be given to both weight and wind loading. When hanging gates on new brick piers, we recommend galvanised posts with extended hinges which the piers can be built around. Timber clad as an option. Matching Jakcure® treated cladding can be supplied to cover the galvanised gate posts, to give the appearance of wooden posts, or they can be coated black as above.

Courtyard Gate Post Options

We offer three variations of courtyard gate posts.

As standard, we supply our courtyard gate posts galvanised (left), which means they are silver/grey in colour. We offer additional powder coating in a range of colours, most popular is black (middle). Or to keep the timber aesthetic we can timber clad (right) the gate posts.



Our Courtyard gates are manufactured for manual operation as standard. They can be automated, but please call us to discuss your exact requirements before ordering, as the gates have to be designed and modified in production for automated operation. Gate fittings are galvanised as standard.



Our gate designs incorporate an internal galvanised steel frame for extra strength and durability. This eliminates twisting and warping which is common in other Courtyard style gate designs.



To see our latest prices, view our Courtyard gates on our website by scanning the QR code

Courtyard Gates

Style	Height	Width	Ref
Clear Opening Rye Courtyard Gate	1.80m	3.10m	278770BM ○
Clear Opening Rye Courtyard Gate	1.80m	3.60m	278660BM ○
Clear Opening Hythe Courtyard Gate	1.80m	3.10m	278110BM ○
Clear Opening Hythe Courtyard Gate	1.80m	3.60m	278090BM ○

Additional Items

Galvanised post for 1.80m high Rye Courtyard Gate	079093R ○
Galvanised post for 1.80m high Hythe Courtyard Gate	079093 ○
Extra over for timber clad posts	CY-CLAD
J-lock (fitted)	357700BM ■
Stop post	351900BM ■

We have reduced lead time on standard sizes of the Hythe and Rye gates. For any other style or size please ask for a quotation, with no obligation.

■ Check for availability ○ Made to order (cannot be cancelled once ordered)

Railing Panel & Cathedral Gates

In addition to the standard fully clad Courtyard Gates, we have developed these very stylish premium variations with the inclusion of decorative steel insets.



All timber used throughout is superior quality planed finish Tongue and Groove Effect infills using Jakcure® treated softwood, guaranteed for 25 years, with galvanised fittings for an extra long life.



Railing Panel Courtyard Gates

This distinctive design takes our courtyard gates to a new dimension. The railing panel gates were inspired by our railing topper panels, featured on pages 14 - 15. They also combine our expertise in working with metal and wood to great effect.

As you can see these gates have an attractive panel inset in the top third of the gate each gate leaf, in this case with optional galvanised and polyester powder coated posts. Simple yet effective, collar motifs on alternate bars add an elegant touch.

Cathedral Courtyard Gates

Cathedral Courtyard gates truly showcase timber and metal to great effect. The gentle curve of each leaf give the gates an elegant, stately, concave shaped top when they are closed.



Please ask for a quotation for either of these gates made to order to fit your driveway or entrance.

Our Courtyard gates are manufactured for manual operation as standard. They can be automated, but please call us to discuss your exact requirements before ordering, as the gates have to be designed and modified in production for automated operation.

Courtyard Gate Post Options

We offer three variations of courtyard gate posts.


As standard, we supply our courtyard gate posts galvanised (left), which means they are silver/grey in colour. We offer additional powder coating in a range of colours, most popular is black (middle). Or to keep the timber aesthetic we can timber clad (right) the gate posts.



“

We found Jacksons to be very efficient throughout the process, from placing the on-line order through to delivery. In addition, we are very happy with the products we purchased.

Stephen, December 2019.



Timber Sliding Gates

Our timber sliding gates are designed in a similar way to our Courtyard Gates for situations where space is at a premium or sliding operation is recommended to add additional privacy and control.



Rear view of gate

All timber used throughout is superior quality planed finish Jakcure® treated softwood, guaranteed for 25 years, with heavily galvanised fittings for an extra long life.



Gates without a Track (cantilever)

The 63mm wide gate frame is clad both sides with a 95mm x 17mm Tongue and Groove style infill. The gates are supported on two square posts and the gates slide on a special steel beam that is fixed to the gate through adjustable rollers that ensure a smooth operation. The automation equipment that can be supplied is detailed on pages 107 - 109 but if you want automated gates they will need to be modified to suit.

The top of the gate is supported on a channel through two pairs of rollers. The gate closes into guides on a catch post. The support posts and the catch post are fitted with base plates for bolting to foundations and are heavily galvanised to give a long life. Posts are supplied galvanised, or galvanised and powder coated black or timber at extra cost.

Gates with a Track (tracked)

The 100mm x 65mm gate frame is clad both sides with a 95mm x 17mm Tongue and Groove style infill. The gate is fitted to a 200mm x 100mm hollow section galvanised steel tube fitted with two heavy duty wheels that run on a track that is set in concrete.

The gate is supported with 3 'portal' (columns) that are bolted to the concrete foundations. Other methods of control are detailed in the automation section of this brochure pages 106-107. Automation offers the most reliable, convenient and safe option for opening / closing sliding gates.

Our timber sliding gates are built to your requirement and specification and we are happy to provide quotes accordingly. Prior to manufacture we will provide fully detailed drawings for your approval.

“

We have used Jacksons a few times to procure fencing and gates, the quality is excellent, and delivery is very prompt. Their pricing is also very competitive. I would highly recommend them to anyone who needs fencing and gates, they are the best for choice and range of products.

Mrs M, April 2019.



Ornamental Gates

Our ornamental gate designs can be incorporated to all manner of purposes including driveway and entrance gates to secure the front of your property. With many traditional designs to choose from or bespoke options. We ensure that we have the designs available for each individual scenario.



Arched Top Ornamental



Level Top Gates (standard style)

Ornamental gates are available in two designs, Arched Top Ornamental gate and Level Top Ornamental gate and in three styles: Style A, Style B and Standard.



Level Top Ornamental sliding gate automated (Style B with decorative rings top and bottom).

Style A

Short additional pales with a finial top have been inserted between the pales at the bottom of the gate.

Style B

Decorative rings are inserted between the pales at the top and the bottom.

Standard


Decorative rings are inserted between pales at the bottom.

Built to Stay Looking Good

Constructed in corrosion resistant hot dip galvanised steel and generally supplied with an additional polyester powder coating, in a choice of standard colours, green, black, white, blue or grey (other colours on request).

- Two classic designs to choose from with three style variations
- Corrosion free hot dip galvanised finish
- Additional colour coatings

If you let us know the width of your gateway, height of gate, design type and whether it's for manual or automatic operation, we will supply you with a quotation without obligation.



Level Top Ornamental swing gates (Style B with decorative rings top and bottom).



Arched Top Ornamental swing gates with ornamental fencing (style A).



Auto-Gate Operators

Our automated gates provide increased security, convenience and look prestigious.



The many advantages of automated gates are now widely recognised by residential users. They bring security against intruders, all-weather ease of operation and prestige.



However, while choosing the right gate for a situation is hard enough, the prospect of successfully navigating your way through the pros and cons of which automatic gate operator to choose can seem daunting to contemplate. We realise this, which is why we see it as our responsibility to guide you smoothly through the process. At Jacksons our gate automation specialists will talk you through the best operator to suit your gate and which devices you need, e.g. a push button, remote control handsets, or audio entry systems.

At Jacksons we ensure your investment in automation works and that it is CE marked and complies with the EU Machinery Directive, which means the gate will not be a danger to you, your family or visitors.

Rear Mounted Swing Gate Operators:

Ideally suited to gates up to a maximum of 7m wide per leaf with a maximum opening of 90°.

Underground Operators: (electro-mechanical)

For installation below ground under each gate post, Underground Operators are ideally suited to solid timber gates, or courtyard gates up to a maximum of 4m each leaf. Designed for heavy residential and light commercial use, when maintenance is required the operators can simply be removed from the foundation box without removing the gate. Underground Operators can go up to 180° opening

We have detailed the various gate operators, access control options and additional safety devices available in the following two pages which will help your dream of having an automatic gate become a reality.



“

A truly a great experience. I'm a professional builder, project manager of Royal Estates Design & Build. Throughout this Covid pandemic it's been an absolute nightmare, however Jacksons were totally organised. I usually am very critical of most suppliers but this firm was faultless. My order was on time and the quality "the very best " great materials and well put together, couldn't be happier. Thank you genuinely 100%.

Mr R Ashong, Royal Director.





Hard-wired Audio Intercom

Voice link between gate and a handset in a building featuring a release button for the gate (available with or without keypad, flush or surface mounted).



GSM/Landline Audio Intercom

Voice link between gate and building without cabling. Option of signalling via ex-directory landline or valid mobile phone SIM card. (1 - 1,000 users, with or without keypad, flush or surface mounted, various out-station finishes).



Remote Key Fob

Operates a device from a remote distance, range subject to proximity of buildings and atmospheric conditions.

Residential Auto-Gates Access Control Options

Our access control systems provide the means to control the operation of our automated products, for example, to send a signal to open or close an automated gate or raise or lower a traffic barrier. These options are shown on these pages.

In addition we can also offer a range of additional safety devices that will allow you to augment standard features or to tailor your automation and access control system to suit your application.

Ground Loops

These are cut into tarmac or concrete road surfaces to create an electro-magnetic field that will signal an action when a vehicle enters or exits from it. Can be preframed.

Safety Edges

Rubber strips with built in electronic sensors that will signal an action when in contact with a solid object.

Traffic Lights

A universal method of informing a driver when it is safe to proceed through a gate opening or over a road blocker.

Photo Cells

The 'magic eyes' will see an object or person and stop the gate hitting it.

Safety And The Law

When specifying new automated gates and barriers or the retro-fitting of automation to manual products, it should be noted that both the gate and its automation should be viewed holistically and that in combination, as a machine, they must comply with the legislation. All machines placed on the market in the European Union have a legal requirement to comply with the EU Machinery Directive is 2006-42-EC. In the UK this European law is implemented by The Supply of Machinery (Safety) Regulations 2008. This regulation requires all machines to meet a set of 'essential health and safety requirements' and to be CE marked as proof of compliance.

Jacksons Fencing operates a continuous product development programme to ensure the latest improvements to safety are incorporated into our products at the earliest opportunity and fully comply with prevailing legislation. Failure to exercise a duty of care in the specification, design, installation or operation of compliant automated gates may mean the specifier, client and site operator face litigation in the event of an accident involving injury or damage to property. Jacksons automated gates and barriers meet with the essential health and safety requirements and are properly CE marked as required by law.

Additionally the products are designed and engineered to exceed the standards set out in BS EN 12978 and BS EN 12453 in relation to gate safety. Jacksons Fencing is an Automated Gate Safe Aware and D.H.F Installer.

Quality Guaranteed

Your Auto-gate will be fitted by fully qualified Jacksons staff to ensure satisfactory working and a Gate Safe compliant installation. Rest assured, like all Jacksons products, Auto-gates are simply the best quality and with advanced components available. We are so confident we offer a 25 month guarantee on all parts and that even includes installation too, subject to a maintenance agreement being taken out. In addition you will have the equipment serviced at no charge.

Safety Notes

Please read: If you are considering automating any existing gates, please ask for advice. For any Jacksons entrance or uni-gates to be fitted for automation, we insist that an extra heavy bottom rail across the width of the gate is fitted to cope with the forces and reduce the chance of twisting. It is also essential for any swing gates that are automated to be fitted with finger guards.

Please note: we reserve the right to alter specification in line with our policy of continuous improvement.



Key Pad & Intercom

Usually surface mounted with optional illuminated numbers. A PIN number type access control from a single user code to multiple user codes.

Hard-wired Video Intercom

Voice and moving picture link between gate and a handset in a building featuring a release button for the gate (available with or without keypad, flush or surface mounted with handset and hands-free options).



Entrance Gates for the Drive or Field

Our entrance gates are designed with a heavy rail across the top for extra strength.



All timber used throughout is superior quality planed Jakcure® treated softwood guaranteed for 25 years. Rail and brace crossings are fixed with stainless steel bolts. The gates are cross braced for extra strength and all joints are morticed and tenoned.

To see our latest prices, view our Entrance gates on our website by scanning the QR code



Gates are 1.20m high except for the hanging stile which is 1.50m. Hanging Stile 125mm x 75mm, Slam Stile 75 x 75mm, Top Rail is 100 x 75mm and under rail and cross braces 75mm x 25mm (all nominal). Supplied in natural Jakcure® finish. As standard, larger sizes are right hand hanging, smaller sizes are left hand hanging, see below for details.

Entrance Gates - Narrow Specification (0.90m - 1.50m wide)

Single cross braced. Gates are 1.20m high except for the curved hanging stile which is 1.50m and slam stile 75mm x 75mm. Top rail is 100mm x 75mm. Left hand hanging when viewed from the front (opposite hanging available at no additional cost).

Length	LHH Ref	RHH Ref
0.90m	262800 ■	262880 ■
1.20m	262900 ■	262990 ■
1.50m	263000 ○	263090 ○

Fitting Pack

Description	Ref
Items required for hanging a single narrow entrance gate; Galvanised fittings, Hinge set, Spring catch, Anti-lift device, Padlock & two 2.10m, 150mm x 150mm gate posts.	TRHSSLN ●

Safety Notes - If you are considering automating these gates please ask for advice and quotation. For any Jacksons five bar gates to be retro-fitted for automation we insist that an extra heavy bottom rail across the width of the gate is fitted to avoid twisting. It is also essential for any swing gates that are automated to be fitted with finger guards. See residential Auto-Gates pages (107-109) for more info. All catches and latches are for adult operation only - children must be supervised.

Entrance Gates - Wide Specification (1.80m - 3.60m wide)

Items required for hanging a single wide entrance gate; Galvanised fittings, Hinge set, Spring catch, Anti-lift device, Padlock, 2.10m x 175mm x 175mm Hanging post and 2.10m x 150mm x 150mm Shutting post. Right hand hanging when viewed from the front (opposite hanging available at no additional cost).

Length	LHH Ref	RHH Ref
1.80m	263110 ○	263100 ○
2.10m	263220 ○	263200 ○
2.40m	263330 ○	263300 ○
2.70m	263440 ○	263400 ○
3.00m	263550 ■	263500 ■
3.30m	263660 ○	263600 ○
3.60m	263770 ■	263700 ■

Fitting Pack

Description	Ref
Items required for hanging a single gate; Galvanised fittings, Hinge set, Spring catch fitted, Anti-lift device, Padlock, 2.10m, 175 x 175mm hanging post and 2.10m, 150mm x 150mm Shutting post.	TRHSSL ●
Items required for hanging a double wide entrance gate (includes loop over, drop bolt & centre gate stop etc.)	TRHSDL ●

Additional Fitting packs / Hanging systems can be found on page 113.

- Stock items ■ Check for availability ○ Made to order (cannot be cancelled once ordered)

Uni-Gates for the Drive or Field

Our Uni-Gates are called this as they are ‘Universal’ which means they can be hung as right or left handed. They are designed with a heavy top rail over the entire width for extra strength.



All timber used throughout is superior quality planed Jakcure® treated softwood guaranteed for 25 years. Top bars are chamfered and both hanging and slam stiles are drilled to allow gates to be hung on the left or right. Rail and brace crossings are bolted with stainless steel bolts. The gates are cross braced for extra strength and all joints are morticed and tenoned.



Uni-Gates - Narrow Specification (0.90m - 2.10m wide)

Length	Ref
0.90m*	255000 ●
1.05m*	255090 ●
1.20m	251100 ●
1.50m	255200 ●
1.80m	255300 ●
2.10m	255400 ●

*with a single brace

All gates can be hung either left or right.

Should you want to create a symmetrical pair of narrow gates with braces mirroring eachother. The customer will need to advise us to make a right hand to match the left hand standard gate

We also recommend our gates are hung behind the posts as this helps to hold the gate when closed.

Fitting Pack

Description	Ref
Items required for hanging a single gate; Galvanised fittings:- Hinge set, Spring catch fitted, Anti-lift device, Padlock, 2.10m, 175 x 175mm hanging post and 2.10m, 150mm x 150mm Shutting post.	TRHSSL ●

Additional Fitting Packs / Hanging systems for Uni and Entrance Gates

Description	Ref
For double leaf gates hung behind posts, inc Hinges, Loopover, CGS, Fitting of irons - NO POSTS	TRHSDLNP ●
For single leaf gate hung behind posts, inc Posts, Hinges, Auto catch, Fitting of irons	TRHSSLAC ●
For single leaf gate hung between posts, inc Posts, Hinges Spring catch, Fitting of irons	TRHSSLBP ●
For narrow leaf Uni or Entrance gate hung behind posts, inc Posts, Hinges, Auto catch, Fitting of irons	TRHSSLNAC ●
For narrow leaf gate hung between posts, inc Hinges, Spring catch, Fitting of irons	TRHSSLNBP ●
For single leaf gate hung behind posts, inc Hinges, Spring catch, Fitting of irons - NO POSTS	TRHSSLNP ●
For single leaf gate hung behind posts, inc Hinges, Auto catch, Fitting of irons - NO POSTS	TRHSSLNPAC ●
For single leaf gate hung between posts, inc Hinges, Spring catch, Fitting of irons - NO POSTS	TRHSSLNPBP ●

Uni-Gates - Wide Specification (2.40m - 4.20m wide)

Gates are 1.27m high to the top of the stile. Top rail 100mm x 75mm (nominal sizes), under rail and cross braces 75mm x 25mm. Hanging and slam stiles (rounded top) 100mm x 75mm, with both stiles drilled to allow gates to be hung on the left or the right. Supplied in natural Jakcure® treated finish.

Length	Ref
2.40m	255500 ●
2.70m	256600 ●
3.00m	257700 ●
3.30m	258800 ●
3.60m	259900 ●
3.90m	256000 ●
4.20m	256100 ●



To see our latest prices, view our Uni gates on our website by scanning the QR code

- Stock items ■ Check for availability
○ Made to order (cannot be cancelled once ordered)

Safety Notes - Please Read: If you are considering automating these gates please ask for advice and quotation. For any Jacksons five bar gates to be retro-fitted for automation we insist that an extra heavy bottom rail across the width of the gate is fitted to avoid twisting. It is also essential for any swing gates that are automated to be fitted with finger guards. See residential Auto-Gates pages for more info. All catches and latches are for adult operation only - children must be supervised.



Safety Warning: Jacksons’ magnetic pull latches are designed to be operated by adults only. Children must be supervised at all times if operating moving parts.



Gate Fittings and Accessories

Description	Ref	
Spring Catch Set made up of (H,I,K) For use behind posts	271300 ●	
Spring Catch Set as alternative to item K (H,J,L) For use between posts. Posts must be taller than gate	271350BM ●	
Hinge Set with adjustable bottom hinge for wooden posts supplied with anti-theft nuts (A,B,C,D)	271800 ●	
Hinge Set with hooks to build into brickwork (A,C,G)	274100 ●	
Hinge Set with double swing rockerbottom hinge for wooden posts (A,B,E)	350100 ●	
Pair Hooks on 100mm plate 19mm pin (M) (for use with timber wall plates)	438400 ●	
Pair of Hinge Hooks for concrete or wooden posts from 150mm - 250mm (extra long) (F)	438500 ●	
Wrought Heavy Latch for gates with rocker bottom hinge shown pic N. Constituent parts shown in pics marked N-A and N-B	351010BM ●	
Gate Catch to fix in cement with wear plates (O)	1BSLPOST- BM ●	
Gate Catch with wooden stump and wear plates 1.80m x 100 x 100mm to support full height of gate and catch on 2nd rail down for use on Entrance and Uni- Field gates (P)	351800BM ●	
Universal Hold Back Catch for wood or metal gates with wear plates (Q)	272000 ●	
Loopover Catch complete with bolt (for connecting two gates) and staple with extra knob (S)	271410 ●	
Auto Catch with striker (T)	438300 ●	
Drop Bolt (U)	351400 ●	
Heavy Lockable Drop Bolt - Similar to option ‘U’	351410BM ●	
Anti-Lift device (V) for padlock (Not for use with hooks on plates Ref 4384)	271200BM ●	
Fitting irons to gates (our fitting charge)	271700 ●	
Gate Latch-GRP General Purpose - 1 way lockable (W)	354600 ●	
Gate Latch Deluxe 2 Way lockable - rust free, lock from either side of the gate (X)	354700 ●	



Self Closing Adjustable Hinge

Gives vertical and horizontal adjustment with the stainless steel spring ensuring that the gates always close. We recommend that it is used with the magnetic latch range, for gates up to 1.50m.

Description	Ref	
Self closing adjustable hinge for timber gate (A)	354400 ●	
Self closing adjustable hinge for steel gate (B)	354420 ●	



The Vertical Pull Latch

Ideal for gates that need to always to be closed, for example swimming pool gates and where you need to confine pets.

Description	Ref	
Vertical Pull Latch (C)	354330 ●	



The Extended Pull Latch

The same as the Vertical Pull Latch but the handle has been extended to ensure toddlers cannot reach the latch.


Description	Ref	
Extended Pull Latch (D)	354500 ●	



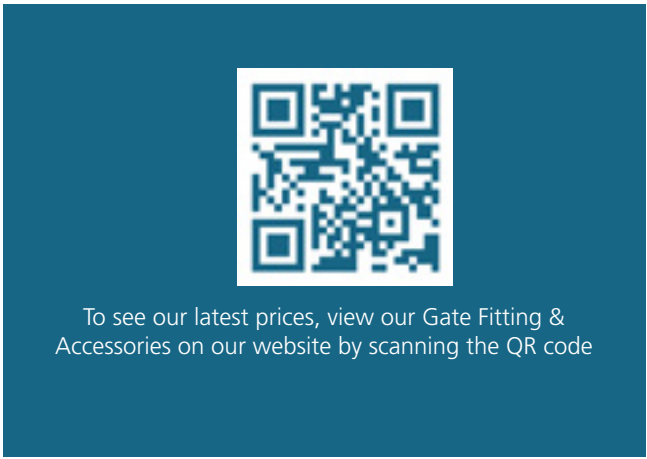
The Pull Latch

A general all purpose latch suitable for gates that do not require the security of a keyed lock.

Description	Ref	
Pull Latch (E)	354200 ●	



- Stock items ■ Check for availability
- Made to order (cannot be cancelled once ordered)



Gate Posts

Square with tops shaped four ways. The gate 2.40m 150mm x 150mm and 2.70m 175mm x 175mm. Hanging posts are stress relieved by having a saw cut in the middle of one side allowing the timber to move as it dries out or swells according to the weather, thus avoiding unsightly splits. The hanging posts should be placed so the stress relieving cut is at 90° to the gate hinges. For ballast & cement see page 146. We recommend that for gates 2.40m and wider 175mm x 175mm posts are used.

Hanging Posts for field gates (Stress Relieved - (SR))	Section	Ref	
(SR) 2.10m Fine sawn finish	175mm x 175mm	272400 ●	
2.10m Fine sawn finish	150mm x 150mm	274000 ●	

Gate Posts
for special gates (Stress Relieved - SR)

2.40m Fine sawn finish	125mm x 125mm	272500 ●	
(SR) 2.40m Fine sawn finish	150mm x 150mm	273900 ●	
(SR) 2.40m Fine sawn finish	175mm x 175mm	273800 ●	
2.70m Fine sawn finish	125mm x 125mm	272600 ●	
(SR) 2.70m Fine sawn finish	150mm x 150mm	274090 ●	
(SR) 2.70m Fine sawn finish	175mm x 175mm	273880 ●	

Wall Plates

Planned finish dimensions before treatment.

Description	Section	Ref	
1.80m Planed finish	95mm x 70mm	228000 ●	
2.10m Planed finish	95mm x 70mm	228050 ■	
2.40m Planed finish	95mm x 70mm	228100 ■	
1.80m Planed finish	95mm x 45mm	171000 ●	
2.10m Planed finish	95mm x 45mm	171021 ●	
2.40m Planed finish	95mm x 45mm	171024 ●	

Centre Gate Stops

Description	Ref	
For use with Entrance and Uni-Gates	927110 ■	
Courtyard Gates 65mm	927120 ●	
Featherboard and boarded gates	602200 ■	