

Pergola Systems

Our Pergola systems are designed to be highly versatile, allowing you to create single or double structures to suit your project.



Pergolas are a great way to create distinct areas within your outside space, for instance separating patios, creating extra privacy for dining, or social areas.



Some favour double Pergolas to frame seating areas or pathways.

You can create different looks, atmospheres or styles by adding Trellis infill panels or semi-solid fencing.

Our Diamond Premier Trellis will let more air and light through, it has a traditional feel and actively encourages climbing plants, while Lattice panels with a much smaller square, allow less light though, but are better for privacy.

Double Pergolas can give you something more than an attractive or decorative screen. Instead of a single run of posts and small cross members on the top with your choice of infill panel, with a double Pergola you get to add greater depth.

Using a minimum of two runs of posts you can install a long cross member across the top, which is repeated at set intervals. As you can see in the photo (top), this creates a simple structure.

The double Pergola flanks a walkway, making a feature of a path or even a terrace. Once climbers have established, a tunnel of dappled light will be created, revealing or framing vistas within your garden.

Corner Pergola (opposite) is made from two Trellis panels, posts and the Pergola parts pictured in the photo. Full pergolas consist of three trellis panels. It is also available without the panel on the left as a two panel corner.

The standard length of bays is 1.83m as measured between the posts, this allows for non-standard height fence panels to be used with our Pergola systems. This means you can increase the length of the Pergola in multiples of 1.83m. The cross members overhang the structure by 200mm. We recommend that the Pergola is installed so that the underside of the side rails is 2.00m above ground level.



“

Quality product at a sensible price. Really pleased with the beautiful quality of timber for our Double Pergola. Perfectly finished & ready to easily assemble. Two people & just a few hours to be built into decking... including re charging & changing batteries for tools. Very good online diagrams & instructions. Will definitely recommend & use in the future. The staff on the phone were very helpful & helped us decide exactly what we needed before we ordered. Delivery was superb too.

Diane Clinch, December 2019.



To see our latest prices, view our Pergolas on our website by scanning the QR code





75mm nails (800210 - 1kg) are used for the majority of the construction, but you should use 100mm nails (800310 - 1kg) for the in-line braces. When using nails to join two timber parts we recommend drilling a pilot hole through the first part to insert the nail through, this enables the nail to be driven easily into the other part of the structure, and reduces the likelihood of splitting.

Single Pergola Components

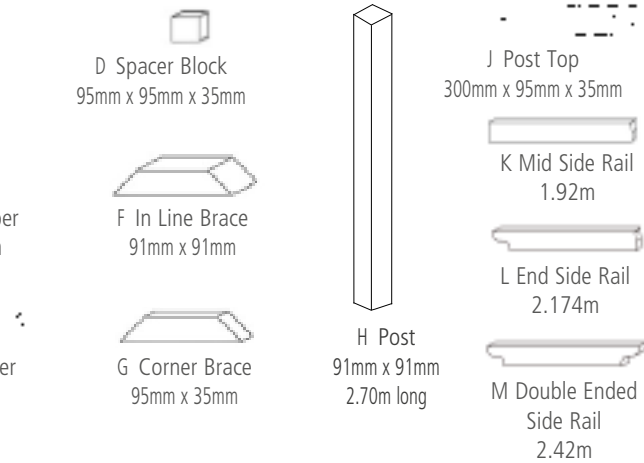
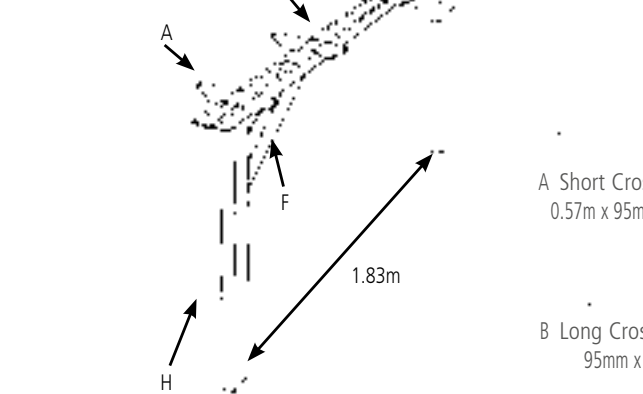
Description	Ref	
(H) Post 91mm x 91mm	641600 ●	
(A) Short Cross Member 0.57m	650100 ■	
(K) Mid Side Rail 1.92m	650300 ■	
(L) End Side Rail 2.174m	650310 ■	
(M) Double Ended Side rail 2.42m	650320 ■	
(F) In Line Brace 0.50m	650400 ■	
(D) Spacer Block	650700 ■	
(J) Post Top	650750 ■	

Jakcure® Cut Treatment

Description	Ref
500g bottle	131212 ●

● Stock items ■ Check for availability

SINGLE PERGOLA (shown with two bays)



Let us help you design your Pergola or answer any questions. Our specialist advisors are always happy to assist to make sure you get the best possible solution. Instructions for installation of most of our products are available from our website. Alternatively we can send you a hard copy on request.

Single Pergola Price Calculator

Description	Ref	
One bay only	PSSB	
Two bays (a first and end bay)	PSFB and PSEB	
Three bays	PSFB, PSAB and PSEB	
Extra bays add	PSAB for each additional 1.83m	

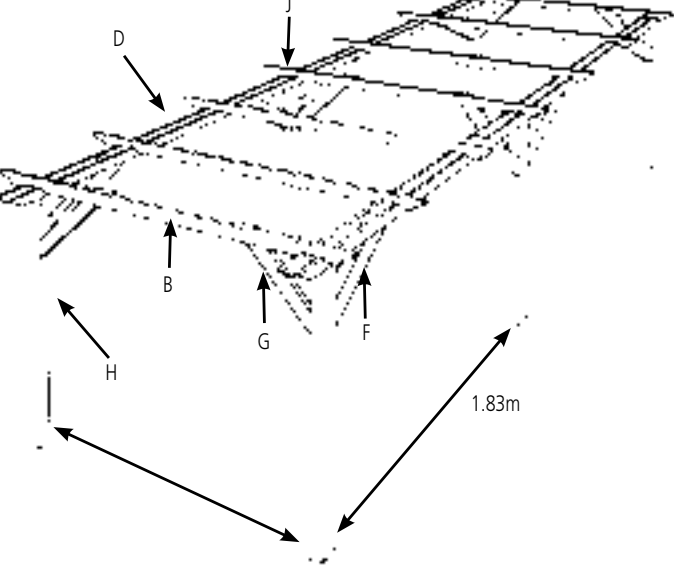
Corner Pergola Standard Kit

Description (all dims in mm)	Ref	
x3 panels (2355 x 2247 x 4168)	656900BM ○	
x2 panels (2355 x 2247 x 2247)	656990BM ○	

Corner Pergola standard kits including two or three panels, posts, cross members etc. with instructions. Fixings are not included with the corner Pergola, we would suggest the 'pergola fixing pack' is also purchased - Stock code: 'PERGOLA'



DOUBLE PERGOLA (shown with two bays)



Double Pergola Components

Description	Ref	
(H) Post 91mm x 91mm	641600 ●	
(B) Long Cross Member 1.80m	650200 ■	
(B) Long Cross Member 2.10m	650800 ■	
(B) Long Cross Member 2.40m	650900 ■	
(B) Long Cross Member 2.70m	651000 ■	
(K) Mid Side Rail 1.92m	650300 ■	
(L) End Side Rail 2.174m	650310 ■	
(M) Double Ended Side Rail 2.42m	650320 ■	
(F) In Line Brace 0.5m	650400 ■	
(D) Spacer Block	650700 ■	
(J) Post Top	650750 ■	

Double Pergola Price Calculator

Width	1 Bay / Fixings			2 Bays			3 Bays		
	Type	Ref		Type	Ref		Type	Ref	
1.80m	One Bay	PDSB1.8		First Bay	PDFB1.8		First Bay	PDFB1.8	
				End Bay	PDEB1.8		Additional Bay	PDAB1.8	
	Fixing Pack	PERGOLA		-	-		End Bay	PDEB1.8	
2.10m	One Bay	PDSB2.1		First Bay	PDFB2.1		First Bay	PDFB2.1	
				End Bay	PDEB2.1		Additional Bay	PDAB2.1	
	Fixing Pack	PERGOLA		-	-		End Bay	PDEB2.1	
2.40m	One Bay	PDSB2.4		First Bay	PDFB2.4		First Bay	PDFB2.4	
				End Bay	PDEB2.4		Additional Bay	PDAB2.4	
	Fixing Pack	PERGOLA		-	-		End Bay	PDEB2.4	
2.70m	One Bay	PDSB2.7		First Bay	PDFB2.7		First Bay	PDFB2.7	
				End Bay	PDEB2.7		Additional Bay	PDAB2.7	
	Fixing Pack	PERGOLA		-	-		End Bay	PDEB2.7	

● Stock items ■ Check for availability ○ Made to order (cannot be cancelled) once ordered)

Premier Trellis

Premier Trellis, as the name suggests, is our premium Trellis range. We offer many panel sizes and three different infill patterns to choose from; Diamond, Square and Lattice.



All Premier Trellis panels feature a strong planed timber frame, designed for use with slotted Jakposts, so they can fit perfectly on top of a panel as a Trellis topper panel.



Inspirational

If you have any photos of our products in your garden projects we'd love to see them, please email: pics@jacksons-fencing.co.uk

Used alone they are great for creating enclosures, screens and decorative structures in your garden.

A very traditional use for Trellis has been to attach it to walls to encourage climbing plants to twine around.

All timber used throughout is superior quality Jakcure® treated softwood, guaranteed for 25 years, with a planed finish. The timber framing is 45mm x 51mm with battens generally of 25mm x 12mm. All fixings are stainless steel.

Far top right, shows Lattice Premier panels installed above a brick wall, with a pair of wing Lattice panels at the gateway. Shown top left are Lattice panels installed to provide a high screen above existing fencing. Opposite is Diamond trellis

You can find details on the Premier Trellis panels range in the pages that follow.

Curved Framed Trellis Panel (38mm wide battens)

Description	Ref
1.83m x 300mm high	745300 ○

○ Made to order (cannot be cancelled once ordered)



To see our latest prices, view our Trellis on our website by scanning the QR code






Premier Trellis is handmade from quality planed finish Jakcure® treated softwood and guaranteed for 25 years. Choose the sizes you want to make any combination of base panels, topper panels and wing panels. See the previous page for examples of other customers’ trellis ideas. For Jakposts and decorative post caps see pages 48 - 49. Matching gates for the Trellis panels are available, see garden gate section.

Premier Square Trellis Panels

(100mm squares)

Panel framing is 45mm x 51mm with 25mm x 12mm battens.

Available in the sizes below:



Height	Width	Ref
300mm	1.83m	740100 ●
430mm	1.83m	740200 ○
560mm	1.83m	740300 ●
810mm	1.83m	740500 ○
940mm	1.83m	740600 ○
1190mm	1.83m	740800 ○
1320mm	1.83m	740900 ○
1450mm	1.83m	741000 ○
1570mm	1.83m	741100 ○
1830mm	1.83m	741300 ●

Trellis Wing Panel (100mm squares)

Size: 560mm x 940mm sold as singles or in pairs.



Description	Ref
Pair	744000BM ○
Left hand single panel	744010 ○
Right hand single panel	744020 ○
● Stock items ○ Made to order (cannot be cancelled once ordered)	



Lattice Trellis Panels (38mm squares)

Panel framing is 45mm x 51mm with 25mm x 12mm battens.

Available in the sizes below:



Height	Width	Ref
300mm	1.83m	750100 ●
430mm	1.83m	750200 ○
560mm	1.83m	750300 ○
810mm	1.83m	750500 ○
940mm	1.83m	750600 ○
1190mm	1.83m	750800 ○
1320mm	1.83m	750900 ○
1450mm	1.83m	751000 ○
1570mm	1.83m	751100 ○
1830mm	1.83m	751300 ●

Lattice Wing Panel (38mm squares)

Size: 560mm x 940mm sold as singles or in pairs.



Description	Ref
Pair	775000BM ○
Left hand single panel	775010 ○
Right hand single panel	775020 ○



Diamond Trellis Panels (100mm diamonds)

(100mm diamonds) Panel framing is 45mm x 51mm with 25mm x 12mm battens.

Available in the sizes below:



Height	Width	Ref
300mm	1.83m	742500 ○
430mm	1.83m	742600 ○
560mm	1.83m	742700 ○
940mm	1.83m	743000 ○
1190mm	1.83m	743100 ○
1450mm	1.83m	743300 ○
1830mm	1.83m	743700 ●

Panel width cut down kits are available for all Premier Trellis panels, please ask or see website.

Roman Topper Panel



Description	Ref
1830mm x 330mm at ends Pale spacings: 16mm x 45mm spaced every 75mm (30mm gaps)	657010

Concave Topper Panel (100mm squares)



Description	Ref
1830mm x 430mm at centre 560mm at ends	742200 ○

Convex Topper Panel (100mm squares)



Description	Ref
1830mm x 560mm at centre 430mm at the ends.	742100 ○

Standard Trellis Range

The Standard Trellis range is our basic trellis system because of its lower cost simple design and non-framed design; it was Jacksons original trellis before we developed our Premier range.

Specification: Made from 25mm x 19mm Jakcure® treated softwood timber infill at 138mm centres with 38mm x 19mm Jakcure® softwood side battens and 45mm x 51mm top rail. All panels are 1.83m wide.

Standard Square Trellis

1.83m wide with nominal 138mm infill centre squares.

Panel Height	Hole	Ref
0.86m	5	638200 ■
1.18m	7	638300 ■
1.50m	9	638400 ■
1.83m	11	638500 ■

Standard Square Topper Panels

Special heights for use as topping above panel fences that are not Standard Trellis.

Panel Height	Hole	Ref
0.30m	2	638700 ●
0.60m	4	638100 ●

Standard Square Trellis Gate

1.00m wide x 1.83m high (see garden gates section) complete with galvanised fittings (Ref 639500).

Metal Trellis

This elegant solution for growing climbers, is a simple metal trellis, rather than the traditional timber design.

Made from galvanised metal, our mesh is polyester powder coated black, and is firmly fixed to the wall with simple fixings, (see below) to hold the trellis an ideal distance from the wall and allow plants to climb and thrive (as you can see in the picture). Fixings sold separately.

Description	Ref
2.00m x 700mm	957070 ■
Fixings (6 required)	816000BM ■



Specification: Trellis 2.00m high x 700mm wide. Galvanised and polyester powder coated black. size of hole for fixing the bracket to a wall is M5 x 25 coach screw.

Tartan Trellis Panels

A refreshing spin on traditional Trellis, the attractive Tartan Trellis panel offers a mid-way point between our Premier Lattice Trellis, which provides more screening with its small squares and the larger more open squares of the Premier Square Trellis.



By placing the pales at irregular spacings, we have given our trellis range a new look and the effect is an unusual pattern rather reminiscent of plaid or tartan.



Tartan Trellis panels make a perfect airy screen in the garden allowing light to pass through easily. When the sun shines through it creates unusual and striking shadows. As with all our timber products, Tartan Trellis panels are manufactured from Jakcure® pressure treated timber that's guaranteed for 25 years and designed for use with slotted Jakposts, gravel boards and capping rails or post caps, see pages 48 - 49. Due to its symmetrical design, the Tartan Trellis panel is only available at 1.83m wide x 1.83m high.

Specification: Panel framing is 45mm x 51mm for extra strength. Battens are 25mm x 12mm. All fixings are stainless steel.

To meet the conditions of the 25-year Jakcure® guarantee, gravel boards are required where panels are in contact with the ground, see pages 50 - 51.

Tartan Trellis Panels (1.83m wide)

		Cut width kit	
Height	Ref	Height	Ref
1.83m	752300 ○	1.83m	741300K ●

If you have to cut down a panel on site then use the above kit reference. Always use Jakcure® End Grain Treatment on cut timber, see page 53.

● Stock items



Did You Know:

There is no need to apply any further timber protection treatment to your Jacksons Jakcure® treated product. Some customers might want to add colour to their products. In these cases, please be aware that timber will naturally take a while to dry, during which, natural shrinkage can occur, so we recommend that you don't apply any colour coatings until the timber is fully dry and stable.



To see our latest prices, view our Tartan Trellis on our website by scanning the QR code

