

Landscape Timbers, Jakwall® & Sleepers

Our range of landscape timbers offers varied opportunities for gardens. Alongside our range of traditional timber sleepers, Jakwall® is a distinctive landscape timber system, unique to Jacksons Fencing. It various styles including ungrooved and brick effect, it offers a versatile and durable solution for creating raised beds, retaining walls and other landscaping features.



It can be used to create retaining walls and is perfect for raised borders, fish ponds, play areas, sand pits or fascia borders.



Jakwall® has four options: **1.** 90mm grooved face towards the front, ideal for creating retaining walls or raised flower beds. **2.** Grooved all round, so every face shows the brick effect grooves. **3.** 140mm grooved face to the front, this larger ‘brick’ effect front is more suitable for creating a timber wall or barrier. **4.** No grooves but with smooth edges.

Installing Jakwall® can work out considerably cheaper than traditional bricks and mortar. It has a simple and easy installation method using timber screws that fix the timbers together without the need for pre-drilling. Always use Jakcure® End Grain Treatment on cut timber - page 53.

Ungrooved or plain Jakwall® was introduced in response to requests from landscape gardeners who loved the Jakwall® landscape timber system but preferred a simpler effect.

Description	Ref
2.35m x 140mm x 90mm grooved on 90mm face	171700 ○
2.35m x 140mm x 90mm grooved on one 140mm face	171801 ●
2.35m x 140mm x 90mm grooved all round face	171900 ○
2.35m x 140mm x 90mm not grooved	171910 ●

Description	Ref
We also offer sawn timber sleepers for landscaping projects. These are ideal for raised beds and decorative structures. 2.40m long 200mm x 100mm	171500 ■

Description	Ref
100mm fixing timber screw for hex head	171709 ●
150mm fixing timber screw for hex head	171710 ●
200mm fixing timber screw for hex head	171810 ●
250mm fixing timber screw for hex head	171811 ●
Hex bit for 5/16" for timber screws	171720 ●

● Stock items ■ Check for availability ○ Made to order



“

Good website to help with fence building. Fast efficient ordering and delivery process. Delivery team very accommodating.

Mr Paul Egerton, December 2024



Sleepers



Jakwall®



Please scan the QR code using your device for product you would like to see pricing for.

Decking & Balustrade

As more of us are spending our leisure time outdoors, where better to enjoy an informal meal with friends and family than on the deck? It is the perfect solution for sloping sites or terracing, and it's a great way of joining the house to the garden.



All Jacksons' decking boards are grooved to aid slip resistance and made from premium quality Jakcure® treated softwood, guaranteed for 25 years. There are three board types available - Standard or Heavy Duty and Slip Resistant Heavy Duty.

To see our latest prices, view our Decking & Balustrade on our website by scanning the QR code



Decks are constructed with spaces between boards to aid drainage and to allow for the natural expansion and shrinkage of the timber, while all fixings and fastenings are non-rusting to ensure an extra-long life.

Decking Boards & Fixings

Description	Ref
Heavy decking board 3.00m x 150 x 32mm (nominal)	755901 ■
Heavy decking board 3.60m x 150 x 32mm (nominal)	755900 ■
Slip Resistant decking board 3.60m x 150 x 32mm	755900SR ■
Heavy decking board 4.20m x 150 x 32mm (nominal)	755902 ■
Heavy decking board 4.80m x 150 x 32mm (nominal)	755910 ■
Standard decking board 3.60m x 100 x 25mm (nominal)	755600 ●
Standard decking board 4.20m x 100 x 25mm (nominal)	755610 ■
Decking joist 3.00m x 100mm x 50mm (thickened)	755100 ●
Decking joist 3.60m x 100mm x 50mm (thickened)	755200 ●
Decking joist 3.60m x 150mm x 50mm (thickened)	755220 ●
Decking support post 0.60m x 100mm diameter	755300 ■
Decking support post 0.90m x 100mm diameter	755400 ■
Decking support post 1.20m x 100mm diameter	755500 ■
60mm stainless steel screw T25 torx drive - 200 plus driver bit	809902 ●
60mm stainless steel screw T25 torx drive - 500 plus driver bit	809905 ●
Stainless steel self drilling screws 60mm x 5mm / box 200	809900 ●
2 tread decking stringer (850mm long)	759200 ■
3 tread decking stringer (1200mm long)	759300 ■
4 tread decking stringer (1530mm long)	759400 ■
5 tread decking stringer (1865mm long) (Please note that stringers should be placed at 450mm centres)	759500 ■
Weed Control Roll 12m roll x 1.00m wide	755777 ■
Weed Control Sheeting 50m roll x 1.00m wide	755770 ■

● Stock items ■ Check for availability

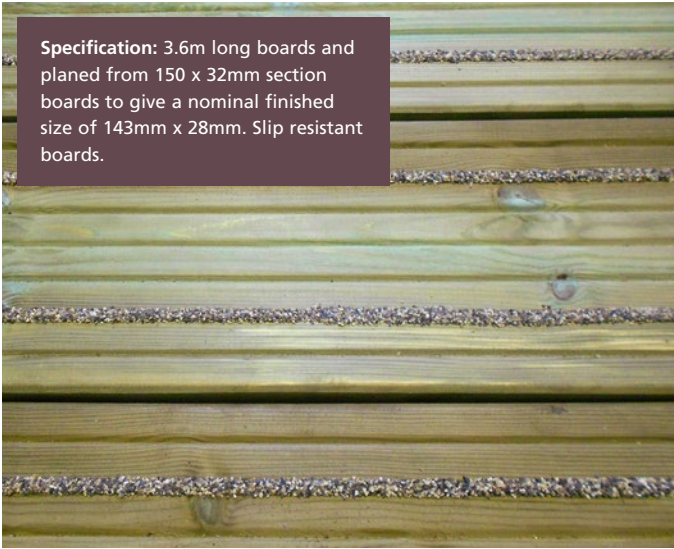


“

I am very impressed with the quality of the wood I bought for my decking. I have never built a deck in my life but decided our new house needed one. The website was very helpful and I purchased my pieces easily. The decking arrived and I noticed it was good quality. Straight and not warped or twisted or cracked like other timber decking I had been viewing before I found your company. My deck is complete and I only receive good comments on how good it looks thanks to your good quality wood.

Andrew Cozens, May 2023





All timber decking is likely to become slippery when wet or in situations where standing water is present. While our decking boards feature deep grooves to disperse water, you should exercise caution when the surface is wet. Periodic cleaning to remove moss and lichen will reduce the risk of slipping. Alternatively, slip resistant decking boards are an option. Be aware that during the natural weathering process boards can occasionally splinter slightly so we recommend not to walk on the deck without footwear.

Slip Resistant Decking Boards

Slip resistant boards are made from premium quality Jakcure® treated softwood and guaranteed for 25 years. They feature grooves and two additional non-slip grit strips per board, which means when the boards get wet, the grit sections provide added grip. Please be aware that the grit strip does sit slightly above the level of the decking to allow for extra grip, so if someone was to fall on these boards there could be a risk of grazing.

Description	Ref
3.60m Slip Resistant Decking Boards	755900SR ■
■ Check for availability	



Balustrade

Balustrade is available in two styles and is supplied pre-assembled, in a natural Jakcure® treated finish (unpainted).

Style 1: Pre-assembled garden balustrade panel system that gives a nominal finished height of 1.10m, and 1.83m wide. The nominal vertical 75mm x 20mm pales are set at 100mm apart; fitted with 2 pairs of 75mm x 20mm horizontal rails which fit each side of the pales and fixed into position with timber dowels. These panels, as well as being stylish, are ideal for going up slopes, as they rake to suit virtually any angle of incline.

Style 2: This system features pre-assembled panels with turned vertical 40mm x 40mm spindles set at 100mm apart; fitted between 2 horizontal 70mm x 51mm rails planed.

All systems are fitted in Jakposts, either 1.06m high for normal balustrade, or 2.10m if a pergola is to be installed above the deck. The posts are fitted into 100mm x 100mm galvanised and polyester powder coated black shoes (756000) for inter posts and (756010) for end/corner posts onto a base board which is bolted through the deck. In addition, a capping rail (756800) 3.90m long x 120mm x 20mm is available and should always be used on Style 1 system, and is optional for Style 2 system.



Balustrade Style 1

Installed Height 1.10m / Pales 1.06m high	
Description	Ref
1.83m wide panel	757300 ■

Post infill piece (planed)

2.00m x 53mm x 24mm	756350 ●
Capping rail 2.40m x 60mm x 17mm	756810 ■
Capping & base board 3.90m x 120mm x 20mm	756800 ●

Balustrade Gates - 1.00m wide

Style 1 right handed	757900 ○
Style 1 left handed	757990 ○
Style 2 right handed	758900 ○
Style 2 left handed	758990 ○

Balustrade Style 2 Spindles 1.10m installed height

0.995m high x 1.83m wide panel Panels can be cut down on site, if smaller widths are required.	758300 ■
---	----------

Gates opening inwards, fittings included.
● Stock items ■ Check for availability
○ Made to order (cannot be cancelled once ordered)



Posts, Galvanised Shoes, Capping & Base Boards

Description	Ref
1060mm intermediate Jakpost	756200 ●
1060mm corner Jakpost	756300 ●
End post strip (for use with inter post above)	668333 ●
Note: use with 3.90m capping rail base board	-

Post for Pergola topping

2100mm Intermediate post	667400 ■
2100mm corner post	667440 ■
Inter post above and end strip	668888 ■

Powder coated galvanised shoe & base plate for Inter (+ screws)	756000 ●
Powder coated galvanised shoe & base plate for end/corner (+ screws)	756010 ●
3.90m 120 x 21mm capping & base board	756800 ●
1.50m long decking spur post & packer	756310 ■

We reserve the right to alter specifications in accordance with our policy of continuous improvement.



Timber Spur Post
To add extra strength to your balustrade, spur posts & packers can be used. They are supplied in 1.50m x 91mm x 91mm and are drilled for 10mm studding. Spur posts should be fitted to every other post.




Fencing Calculator

Use our bespoke fence builder to calculate the quantity & cost of individual components you need to build your new fence.

Our fence builder is a handy application designed with you in mind. The calculator prices each panel, post and any necessary extras to provide an accurate estimate for the total price of your fencing project.

Visit: www.jacksons-fencing.co.uk/fence-builder




Acoustic 12k

Use our Acoustic 12K fencing calculator to calculate to calculate simple fence runs for domestic applications.

Our 12K Acoustic Envirofence® has a lighter 20mm thick board than our standard Jakoustic® fencing and is often used as for smaller residential projects.

Visit: www.jacksons-fencing.co.uk/acoustic-calculator




Decking Calculator

Calculate the cost of your decking using our calculator

Decking is an ideal landscaping tool and garden staple used by garden designers, landscape architects and garden enthusiasts. We have developed our handy decking and specifier calculator to make the buying process simpler through estimating how much decking you'll need combined with the overall cost.

Visit: www.jacksons-fencing.co.uk/decking-builder




Metal Fencing

Calculate the cost of our premium metal fencing products

Discover our premium metal fencing options, featuring a diverse range of styles to suit various needs. Whether you require high security fencing solutions, safe and inviting designs for schools and playgrounds, temporary fencing options, classic ornamental styles, or elegant garden railings, we have the perfect solution for you.

Visit: www.jacksons-fencing.co.uk/metal-fencing

Venetian Retreat

Designed using our popular handcrafted Venetian panels for the sides and roof, the Venetian Retreat Shelter is a unique garden structure that will create a delightful 'retreat' in any garden.



The Venetian panels give the shelter an attractive contemporary design and when the sun is shining, cast dramatic patterns of light and shade.



The standard Retreat is a single unit version, as shown above. If desired, an extra panel can be added at the open side. Wider versions of the Retreat can be achieved by adding a third bay (one extra panel).

The Retreat is available with or without a polycarbonate roof covering. The polycarbonate panel sits on top of the Venetian roof panels with the rear edges protruding over the rear fascia to allow rain water to run off, and the polycarbonate box section channels running in line with the pales, across the roof. (Please note if you select the polycarbonate roof option the roof sheet may be delivered separately from the main timber delivery and can only be delivered in mainland UK).

Specifications: Constructed from Jakcure® treated softwood. Retreat is approximately 2100mm high at the front, 2000mm high at the back.

1676mm from front post to rear post, (1923mm including roof overhang). 3325mm wide. We advise always digging the posts 600mm in the ground.

Instructions for installation of most of our products are available from our website. Alternatively we can send you a hard copy. Please enquire with our sales team.

Venetian Retreat

Description	Ref	
Retreat shelter without polycarbonate roof covering	655700BM ○	
Retreat shelter with polycarbonate roof covering	655710BM ○	
Gutter kit for optional roof sheet (including gutter and downpipe)	673007BM ○	
Additional side panel (to fill the right hand-side)	655700C1 ○	
20kg Bag of Post Fixing Mix We recommend 60kg (3 x 20kg Bags) per post	648071 ●	

● Stock items ○ Made to order (cannot be cancelled once ordered)



Inspirational

Many thanks to our customers who have shared their projects with us, without these inspirational images it would be difficult for us to show you the many ways that our products can be used.

If you have any photos of our products in your garden projects we'd love to see them, please email: pics@jacksons-fencing.co.uk




To see our latest prices, view our Venetian Retreat on our website by scanning the QR code



Woven Retreat

Designed using Jacksons’ popular Woven panels for the sides and roof. The Woven Retreat garden shelter is a unique garden structure that will create a delightful ‘retreat’ in any garden.



The Woven Retreat shown here is the standard single unit version. If desired an extra panel can be added at the open side (extra panel not included). The Woven Retreat shelter is available with or without a polycarbonate roof sheeting.



Woven retreat with additional trellis



I have purchased from this company 3 times now buying Fencing and a Retreat. The quality of these items are really the best that I could find. I would only purchase from Jackson, and the staff are helpful and progress your order quickly.

Carol, November 2024


The polycarbonate panel sits on top of the Woven roof panels with the rear edges, protruding over the rear fascia to allow rain water to run off and with the polycarbonate box section channels running in line with the pales, across the roof. (Please note if you select the polycarbonate roof option the roof sheet may be delivered separately from the main timber delivery and can only be delivered in the mainland UK).

Specifications: The shelter is constructed from Jakcure® treated softwood, planed all round and guaranteed for 25 years. Fixings are stainless steel or hot dip galvanised. It is 2100mm high at the front and 2000mm high at the back. 1676mm from front post to rear post, (1923mm including roof overhang) 3325mm wide. We advise always digging the posts 600mm in the ground.

Instructions for installation of most of our products are available from our website. Alternatively we can send you a hard copy. Please enquire with our sales team.

Woven Retreat

Description	Ref	
Woven Retreat without polycarbonate roof covering	655705BM ○	
Woven Retreat with polycarbonate roof covering	655715BM ○	
Gutter kit for optional roof sheet (including gutter and downpipe)	673007BM ○	
Additional side panel (to fill the right hand side)	655705C1 ○	
20kg Bag of Post Fixing Mix. We recommend 60kg (3 x 20kg Bags) per post	648071 ●	



To see our latest prices, view our Woven Retreat on our website by scanning the QR code



Wheelie Bin Stores

Keep your bins neat, tidy, and out of sight with our bin store, crafted from Jakcure® treated softwood Tongue and Groove Effect boards. Built around a strong internal galvanised steel frame, it combines durability with a smart, discreet design.



It is designed for two wheelie bins, with hinged doors at the front and hinged lids which open upwards to allow access to the bins. Each lid has a chain which can be attached to the wheelie bin, so as the store lid is lifted it automatically raises the bin lid as well.



To view our latest pricing scan this QR code



An additional optional cabin hook is available to attach to the bin store and lid to hold the lid in a secure open position. All timber used throughout is superior quality Jakcure® treated softwood, planed all round and guaranteed for 25 years. Fixings are stainless steel or hot dip galvanised.

Double Bin Store Dimensions

Outside: 1200mm (h) x 950mm (d) x 1500mm (w)
Inside: 1120mm (h) x 800mm (d) x 1350mm (w)

Bin Store with Additional Unit Dimensions:

Outside: 1200mm (h) x 950mm (d) x 750mm (w)
Inside: 1120mm (h) x 800mm (d) x 675mm (w)

Instructions for installation of our products are available. Alternatively we can send you a hard copy. Please enquire with our sales team.

Specifications: Our bin store comes as flat packed panels that require self-assembly, instructions and fixings are included.

Wheelie Bin Stores

Description	Ref
Wheelie Bin Store (Double)	660710 ■
Additional Unit Bin Store (Left hanging door)	660711 ○
Single Slatted Shelf (optional)	660712 ○
Cabin Hook (300mm) Galvanised	351666 ■

Please note: Wheelie bins can vary in size - please measure your bin to ensure it will fit in the store. You can only use the shelf in an additional unit, not the main double store.

We reserve the right to alter specifications accordance with our policy of continuous improvement.

■ Check for availability ○ Made to order (cannot be cancelled once ordered)



A great quality bin store, easy to put together and I'm sure will last 25 years or more.

Peter Diggins, October 2022

Shelf unit will not work in the double store and will only work with the additional unit.



Sissinghurst Planters

These beautifully designed handcrafted planters add a touch of elegance to any corner of your garden, finished with our signature brass badge as a mark of quality and craftsmanship, and guaranteed for 25 years against rot and insect attack.



Available in two sizes, the planters are produced from strong 25mm x 120mm heavy duty planed tongue and groove boards made from Jakcure® treated softwood timber. (100mm visible).



“
The service and quality of the product they provide is superior to anywhere.
Mr Pritchard, May 2023

The ‘L’ formation corners are produced from 95mm x 22mm boards and the base consists of 95mm x 22mm slats with small drainage gaps with a planed finish. These sit approximately 80mm off the ground, on 38mm x 19mm battens.

Jacksons Fencing products and planters are renowned for their quality and sturdiness, this does mean that these planters are rather heavy, especially when they are filled, so you may require assistance when moving and we recommend they are moved into position whilst empty. The planters are delivered already assembled.

All timber used throughout is superior quality Jakcure® treated softwood, planed all round and guaranteed for 25 years. Fixings are stainless steel or hot dip galvanised.

Specifications: The internal dimensions of the planters are 440mm x 440mm for the smaller square planters (753200) and 440mm x 900mm for the larger long planter (753201). Both styles of wooden planter have a depth of 380mm internally.

Sissinghurst Planters (external dimensions)

Description	Ref
Square 560mm x 560mm x 500mm	753200 ■
Long 1010mm x 560mm x 500mm	753201 ■

■ Check for availability

