

# Garden Gates

Our garden gates are made from premium quality timber softwood and come in a range of solid and slatted designs to suit all fence styles and heights.




To see our latest prices for our range of garden gates, view our website by scanning the code on the left.

You can choose between a variety of solid gates that offer privacy and security or slatted or woven designs that can help create a light and airy space. You can also choose between a flat top style garden gate or an arched finish - either concave or convex.

# Featherboard Gates

Matching our most popular style of fencing, this timeless Featherboard gate creates a solid, simple entrance, available with a curved or flat top.



Featherboard gates are offered in 0.90m and 1.00m widths; wider gates and paired gates are available to special order, please ask for a price and details. Featherboard gates are constructed using Jakcure® treated softwood in a sawn finish and use galvanised bolts and stainless steel nails. Right hand hanging as standard. (Left hand hanging also available). Please note that pairs of convex or concave garden gates will have one curve as standard. This applies to most garden gates not just Featherboard. Stiles are 120mm wide to allow the fitting of optional J-Lock and Latch. Posts for hanging garden gates, see page 46 - 47 unless gate is not in fence run as then we need larger posts.

Our gate posts, like all Jacksons panels and traditional fencing systems, are supplied in natural Jakcure® treated finish and are guaranteed against rot and insect attack for 25 years.

To hang a standard gate up to 0.90m wide, use planed 91mm x 91mm posts. If the standard gate is 0.90m or 1.00m use 125mm x 125mm nominal posts. Slotted Jakposts 2.40m long (Ref: 667500) with end strip (Ref:668888) can be used to hang most standard gates in a fence run. However for certain gate types and non standard sizes you may require taller or larger posts. In this instance, please ask for advice.

The rise and fall on convex and concave Featherboard gates is 75mm. The gate height stated is the maximum height of the gate. We recommend a 50mm gap below the gate for clearance. Adjustable hinges, shutting strips and latch are supplied with every standard gate.



They are essential to ensure the gate is held in the correct position to avoid twisting. Gates and latches are always to be operated by an adult. The structure (right) of the gate remains the same for the Concave and Convex styles.

## Featherboard Gates (Level Top)

| Gate* Height | Fence Height | Gate Width | Ref      |
|--------------|--------------|------------|----------|
| 1.78m        | 1.80m        | 0.90m      | 231900 ● |
| 1.18m        | 1.20m        | 1.00m      | 231100 ● |
| 1.48m        | 1.50m        | 1.00m      | 231200 ● |
| 1.78m        | 1.80m        | 1.00m      | 231300 ● |
| 1.93m        | 1.95m        | 1.00m      | 232000 ● |

\*including capping

## Concave Featherboard Gates

| Gate* Height | Fence Height | Gate Width | Ref      |
|--------------|--------------|------------|----------|
| 1.15m        | 1.20m        | 1.00m      | 231101 ○ |
| 1.45m        | 1.50m        | 1.00m      | 231211 ○ |
| 1.75m        | 1.80m        | 1.00m      | 231301 ○ |

## Convex Featherboard Gates

| Gate* Height | Fence Height | Gate Width | Ref      |
|--------------|--------------|------------|----------|
| 1.15m        | 1.20m        | 1.00m      | 231102 ○ |
| 1.45m        | 1.50m        | 1.00m      | 231202 ○ |
| 1.75m        | 1.80m        | 1.00m      | 231302 ○ |

\*Convex and Concave gates do not have capping

**Advice:** We always recommend a 50mm gap below the gate for clearance to avoid leaves building up. Shutting strips and latch are supplied with every gate. They are essential to ensure the gate is held in the correct position to avoid twisting. Stiles are 120mm wide.

● Stock items ○ Made to order (cannot be cancelled once ordered)



# Brook & Brabourne Boarded Garden Gates

Robust and versatile, for use with Tongue & Groove Effect Panels, both Brook and Brabourne gates will add privacy to any property.



Supplied in a natural, planed Jakcure® treated finish and constructed using galvanised bolts and stainless steel nails, these gates feature 120mm wide stiles to allow the fitting of optional J-Lock and Latch. Right hand hanging as standard. (Left hand hanging also available). Standard widths: 750mm, 900mm and 1m; wider gates and paired gates are available to special order, please ask for price and details. Standard heights: 1.18m, 1.48m, 1.78m and 1.93m when hung 50mm above the ground for clearance. The capping rail on a Brook gate top matches fence capping rail. Posts for hanging garden gates (see page 46 - 47) unless gate is not in fence run as then we need larger posts.

Special size gates can be made to order subject to size limitations, please ask for a quote and ensure that you allow 10mm each side of the gate for gaps and adjustments.



Gate fittings include heavily galvanised ring latch, adjustable hook and band hinge. The structure (left) of the gate remains the same for the Concave and Convex styles.

### Wall Plate, J-Lock & Latch

Please see page 71 for information.

Please note: all standard gates are available in pairs though not displayed in images.

Some timber products will take a while to dry out after the Jakcure® process and natural shrinkage can occur. To prevent unstained timber becoming visible, we recommend not staining products until they have had a prolonged period of dry weather to fully dry out.



### Brook Gate (Suited to T&G Panels)

| Gate* Height | Fence Height | Gate Width | Ref    |   |
|--------------|--------------|------------|--------|---|
| 1.18m        | 1.22m        | 1.00m      | 275800 | ○ |
| 1.48m        | 1.52m        | 1.00m      | 275900 | ○ |
| 1.78m        | 1.83m        | 0.75m      | 276000 | ● |
| 1.78m        | 1.83m        | 0.90m      | 276100 | ● |
| 1.78m        | 1.83m        | 1.00m      | 276200 | ● |
| 1.93m        | 1.83m**      | 1.00m      | 276250 | ● |

\*including capping

\*\*To suit 1.83m panel on gravel board



### Brabourne Gate (Convex Top)

| Gate* Height | Fence Height | Gate Width | Ref    |   |
|--------------|--------------|------------|--------|---|
| 1.15m        | 1.22m        | 1.00m      | 277100 | ○ |
| 1.45m        | 1.52m        | 1.00m      | 277200 | ○ |
| 1.75m        | 1.83m        | 0.75m      | 277300 | ● |
| 1.75m        | 1.83m        | 0.90m      | 277400 | ● |
| 1.75m        | 1.83m        | 1.00m      | 277500 | ● |

\*Convex gates do not have capping

The drop on Convex gates is 75mm. The gate height stated is the maximum height of the gate.

● Stock items ○ Made to order (cannot be cancelled once ordered)

# Hit & Miss Gates

Hit and Miss gates are available in vertical and horizontal styles to match our fencing and offer a modern solution for creating an airy garden without compromising on privacy.



Posts for hanging garden gates, see page 46 - 47 unless gate is not in fence run as then they need larger posts. Special size gates can be made to order, please ask for a quote. We can make many of our gates to special sizes, size limitations vary. Please allow 10mm each side of the gate for gaps and adjustments. Gate fittings include ring latch, adjustable hook and band hinges. Fittings are heavily galvanised steel.



### Hit & Miss Gates Vertical

| Gate* Height 1.93m | Gate Width | Ref**    |
|--------------------|------------|----------|
| Right handed       | 1.00m      | 631920 ○ |
| Left handed        | 1.00m      | 631922 ○ |

### Gate\* Height 1.78m

|              |       |          |
|--------------|-------|----------|
| Right handed | 1.00m | 631900 ● |
| Left handed  | 1.00m | 631990 ● |



### Hit & Miss Gates Horizontal

| Gate* Height 1.93m | Gate Width | Ref**    |
|--------------------|------------|----------|
| Right handed       | 1.00m      | 631820 ○ |
| Left handed        | 1.00m      | 631822 ○ |

### Gate\* Height 1.78m

|              |       |          |
|--------------|-------|----------|
| Right handed | 1.00m | 631800 ● |
| Left handed  | 1.00m | 631880 ● |

Hit & Miss gates now have 120mm stiles to allow fitting of key locks.

\*both options including capping. \*\*1.78m are stock - 1.93m are not.

● Stock items ■ Check for availability ○ Made to order (cannot be cancelled once ordered)

### Wall Plates



Wall Plates for fixing gates to walls. A wall plate is a length of timber that can be fixed to a wall that the gate can then be hung on. Planed finish dimensions before treatment.

| Height              | Size        | Ref      |
|---------------------|-------------|----------|
| 1.80m planed finish | 95mm x 70mm | 228000 ● |
| 2.10m planed finish | 95mm x 70mm | 228050 ■ |
| 2.40m planed finish | 95mm x 70mm | 228100 ■ |
| 1.80m planed finish | 95mm x 45mm | 171000 ● |
| 2.10m planed finish | 95mm x 45mm | 171021 ■ |
| 2.40m planed finish | 95mm x 45mm | 171024 ■ |

### J-Lock and Latch\*

The perfect solution for our Courtyard and timber garden



gates. Stainless steel 60mm back-set mortice lock and latch for single and double leaf timber gates. The adjustable self-latching bolt in combination with the stainless steel hook (dead bolt) provides extra security.

|                    | Ref        |
|--------------------|------------|
| J-Lock fitted      | 357700BM ○ |
| J-Lock supply only | 357770BM ■ |

\*Can be fitted to a gate with 120mm stiles. Other gates with 95mm stiles can be supplied with a heavier frame as a special order, if a lock is required.




# Venetian Hit & Miss, Urban® Gates & Horizontal Tongue & Groove Gates

These slatted style gates are new to our range and have been designed for all types of garden, from contemporary settings to rural locations, offering an attractive entrance to any property.




For posts for hanging garden gates, see page 46 - 47. Special size gates can be made to order, please ask for a quote. We can make many of our gates to special sizes, size limitations vary. Please allow 10mm each side of the gate for standard gaps and adjustments.

Gate fittings include ring latch, adjustable hook and band hinges. Fittings are heavily galvanised steel.

|  | Venetian Hit & Miss Gates |                      |            |                    |
|------------------------------------------------------------------------------------|---------------------------|----------------------|------------|--------------------|
|                                                                                    | Gate* Height 1.915m       | To Suit Fence Height | Gate Width | Ref (inc fittings) |
|                                                                                    | Right handed              | 1.970m               | 1.00m      | 657810BM ○         |
| Left handed                                                                        | 1.970m                    | 1.00m                | 657811BM ○ |                    |

\*including capping

|  | Urban® Gates       |                      |            |          |
|-------------------------------------------------------------------------------------|--------------------|----------------------|------------|----------|
|                                                                                     | Gate* Height 1.93m | To Suit Fence Height | Gate Width | Ref      |
|                                                                                     | Right handed       | 2m                   | 1.00m      | 658500 ○ |
| Left handed                                                                         | 2m                 | 1.00m                | 658550 ○   |          |

\*including capping




## Gate Instructions

### Need help measuring for a garden gate?

We offer installation instructions and advice for how to measure garden gates on our website, or give our friendly sales team a call for further advice.

Visit: [www.jacksons-fencing.co.uk/gates](http://www.jacksons-fencing.co.uk/gates)

|  | Horizontal Tongue & Groove Gates |                      |            |          |
|-------------------------------------------------------------------------------------|----------------------------------|----------------------|------------|----------|
|                                                                                     | Gate* Height 1.78m               | To Suit Fence Height | Gate Width | Ref      |
|                                                                                     | Right handed                     | 1.8m                 | 1.00m      | 277600 ○ |
| Left handed                                                                         | 1.8m                             | 1.00m                | 277660 ○   |          |
|                                                                                     | Gate* Height 1.93m               | To Suit Fence Height | Gate Width | Ref      |
|                                                                                     | Right handed                     | 2m                   | 1.00m      | 277700 ○ |
|                                                                                     | Left handed                      | 2m                   | 1.00m      | 277770 ○ |

\*including capping

○ Made to order (cannot be cancelled once ordered)


# Venetian, Chilham, Woven & Canterbury Combi Gates

Our slatted and solid gates are designed for all types of garden, from rural to urban, offering an attractive entrance to any property.




For posts for hanging garden gates, see page 46 - 47. Special size gates can be made to order, please ask for a quote. We can make many of our gates to special sizes, size limitations vary. Please allow 10mm each side of the gate for standard gaps and adjustments.


Gate fittings include ring latch, adjustable hook and band hinges. Fittings are heavily galvanised steel.

|  | Chilham Gates<br>Must only be used with 'L' hinges supplied |                      |            |          |
|---------------------------------------------------------------------------------------|-------------------------------------------------------------|----------------------|------------|----------|
|                                                                                       | Gate* Height 1.75m                                          | To Suit Fence Height | Gate Width | Ref      |
|                                                                                       | Right handed                                                | 1.8m                 | 1.00m      | 656400 ● |
| Left handed                                                                           | 1.8m                                                        | 1.00m                | 656440 ●   |          |

\*plus capping


|  | Woven Gates<br>Must only be used with 'L' hinges supplied |                      |            |          |
|---------------------------------------------------------------------------------------|-----------------------------------------------------------|----------------------|------------|----------|
|                                                                                       | Gate* Height 1.78m                                        | To Suit Fence Height | Gate Width | Ref      |
|                                                                                       | Right handed                                              | 1.83m                | 1.00m      | 656610 ○ |
| Left handed                                                                           | 1.83m                                                     | 1.00m                | 656611 ○   |          |

\*including capping

|  | Venetian Gates     |                      |            |          |
|---------------------------------------------------------------------------------------|--------------------|----------------------|------------|----------|
|                                                                                       | Gate* Height 1.78m | To Suit Fence Height | Gate Width | Ref      |
|                                                                                       | Right handed       | 1.83m                | 1.00m      | 657700 ● |
| Left handed                                                                           | 1.83m              | 1.00m                | 657770 ●   |          |
|                                                                                       | Gate* Height 1.93m | To Suit Fence Height | Gate Width | Ref      |
|                                                                                       | Right handed       | 1.83m                | 1.00m      | 657710 ● |
|                                                                                       | Left handed        | 1.83m                | 1.00m      | 657711 ● |

\*plus capping

● Stock items ○ Made to order (cannot be cancelled once ordered)

|  | Canterbury Combi Gates |                      |            |          |
|---------------------------------------------------------------------------------------|------------------------|----------------------|------------|----------|
|                                                                                       | Gate* Height 1.93m     | To Suit Fence Height | Gate Width | Ref      |
|                                                                                       | Right handed           | 2m                   | 1.00m      | 659100 ○ |
| Left handed                                                                           | 2m                     | 1.00m                | 659110 ○   |          |

\*including capping



To see our latest prices for our range of garden gates, view our website by scanning the code on the left.



Palisade & Jaktop Gates


Palisade gates are available with pointed or rounded tops and are perfect for creating an attractive entrance to front gardens and pet enclosures. Our unique Jaktop gates are perfect for cottage gardens and front entrances, combining strength with unique style to create an attractive entry to your property.




For posts for hanging garden gates, see page 46 - 47.


Special size gates can be made to order, please ask for a quote. We can make many of our gates to special sizes, size limitations vary. Please allow 10mm each side of the gate for standard gaps and adjustments.

Gate fittings include ring latch, adjustable hook and band hinges. Fittings are heavily galvanised steel.

|  | Palisade Gates Rounded Pale Tops |                      |            |          |
|------------------------------------------------------------------------------------|----------------------------------|----------------------|------------|----------|
|                                                                                    | Gate Height                      | To Suit Fence Height | Gate Width | Ref      |
|                                                                                    | 0.95m                            | 1.00m                | 1.00m      | 223300 ● |
|                                                                                    | 1.15m                            | 1.20m                | 1.00m      | 224300 ● |
|                                                                                    | 1.75m                            | 1.80m                | 1.00m      | 225800 ■ |

|  | Palisade Gates Pointed Pale Tops |                      |            |          |
|------------------------------------------------------------------------------------|----------------------------------|----------------------|------------|----------|
|                                                                                    | Gate Height                      | To Suit Fence Height | Gate Width | Ref      |
|                                                                                    | 0.95m                            | 1.0m                 | 1.00m      | 222700 ● |
|                                                                                    | 1.15m                            | 1.20m                | 1.00m      | 222600 ● |
|                                                                                    | 1.75m                            | 1.80m                | 1.00m      | 225900 ○ |

● Stock items ■ Check for availability ○ Made to order (cannot be cancelled once ordered)

|  | Jaktop Gate      |              |            |          |
|-------------------------------------------------------------------------------------|------------------|--------------|------------|----------|
|                                                                                     | Gate Height      | Fence Height | Gate Width | Ref      |
|                                                                                     | 0.86m            | 0.90m        | 1.00m      | 602600 ○ |
|                                                                                     | 1.15m            | 1.20m        | 1.00m      | 602900 ○ |
|                                                                                     | 0.86m            | 0.90m        | 1.20m      | 602700 ○ |
|                                                                                     | 1.15m            | 1.20m        | 1.20m      | 603000 ○ |
|                                                                                     | 0.86m            | 0.90m        | 1.50m      | 602800 ○ |
|                                                                                     | 1.15m            | 1.20m        | 1.50m      | 603100 ○ |
|                                                                                     | Centre Gate Stop |              |            | 602200 ■ |

| Palisade Gate Posts                                                                        |             |                  |                  |
|--------------------------------------------------------------------------------------------|-------------|------------------|------------------|
| 1.50m & 1.80m are 100mm x 75mm & 2.40m (nominal) are 125mm x 75mm section* (not morticed). |             |                  |                  |
| Gate Height                                                                                | Post height | Rounded Tops Ref | Pointed Tops Ref |
| 0.95m                                                                                      | 1.50m       | 223400 ●         | 220500 ●         |
| 1.17m                                                                                      | 1.80m       | 224400 ●         | 220600 ■         |
| 1.75m                                                                                      | 2.40m       | 226800 ■         | 226500 ○         |

\*If digging into soft ground, it may be necessary to upgrade to a 1.80m post for a 0.95m gate.

Standard Square & Premier Trellis Gates

Ideal for confined spaces, dark corners or used within a garden to separate areas, trellis gates offer an attractive access solution that increases light.



For posts for hanging garden gates, see page 46 - 47. Special size gates can be made to order, please ask for a quote. We can make many of our gates to special sizes, size limitations vary. Please allow 10mm each side of the gate for standard gaps and adjustments.

Gate fittings include ring latch, adjustable hook and band hinges. Fittings are heavily galvanised steel.

Wall Plate, J-Lock & Latch

Please see page 71 for information.

Cut Treatment Preservative

Where cutting or drilling treated timber cannot be avoided, always use Cut Treatment Preservative to ensure no timber is left untreated and the conditions of the 25 year Jakcure® guarantee are met. Read the instructions carefully.

|             | Ref      |
|-------------|----------|
| 500g bottle | 131212 ● |

● Stock items ○ Made to order (cannot be cancelled once ordered)

| Standard Square Trellis Gates              |                      |            |          |
|--------------------------------------------|----------------------|------------|----------|
| Must only be used with 'L' hinges supplied |                      |            |          |
| Gate* Height                               | To Suit Fence Height | Gate Width | Ref      |
| 1.78m                                      |                      |            |          |
| Right handed                               | 1.83m                | 1.00m      | 639500 ○ |
| Left handed                                | 1.83m                | 1.00m      | 639550 ○ |

\*including capping

| Premier Trellis Gates (Right Handed) |                      |            |          |
|--------------------------------------|----------------------|------------|----------|
| Gate* Height                         | To Suit Fence Height | Gate Width | Ref      |
| 1.78m                                |                      |            |          |
| 100mm Square                         | 1.83m                | 1.00m      | 740000 ○ |
| Lattice                              | 1.83m                | 1.00m      | 750000 ○ |
| Diamond                              | 1.83m                | 1.00m      | 744000 ○ |

\*including capping. Finals & post caps are on page 52 - 53.



To see our latest prices for Trellis garden gates, view our product name page on our website by scanning the QR code.