


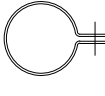
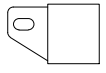

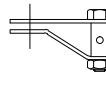
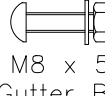




## Imperial Welded Mesh System 3 – Fittings List

POST TYPE	CHAINLINK HEIGHT	POST SIZE			 POST CAP (DIA. 60.3)	 LINE WIRE CLIP	 'T' CAP	 STRAP	 TOP RAIL END CAP	 FLAT STRETCHER BAR	 WINDER	 M8 x 50 Gutter Bolt Nut & Washer	 Extra M8 Nuts For Stretcher Bars	 Extra M8 WASHERS
		DIAMETER	WALL	LENGTH										
INTERMEDIATE	3 Ft	ø60.3	1.75mm	1.5M		1	1							
	4 Ft	ø60.3	1.75mm	1.8M		2	1							
	4ft 6in	ø60.3	1.75mm	2.0M		2	1							
	6 Ft	ø60.3	1.75mm	2.5M		2	1							
	8 Ft	ø60.3	2.25mm	3.2M		3	1							
	10 Ft	ø60.3	3.0mm	3.8M		4	1							
	12 Ft	ø60.3	3.0mm	4.4M		4	1							
END	3 Ft	ø60.3	1.75mm	1.6M	1			3	1	2	1	3	2	2
	4 Ft	ø60.3	1.75mm	1.9M	1			4	1	2	2	4	3	3
	4ft 6in	ø60.3	1.75mm	2.1M	1			4	1	2	2	4	3	3
	6 Ft	ø60.3	2.25mm	2.6M	1			4	1	2	2	4	3	3
	8 Ft	ø60.3	2.25mm	3.3M	1			5	1	2	3	5	4	4
	10 Ft	ø60.3	3.0mm	3.9M	1			6	1	2	4	6	5	5
	12 Ft	ø60.3	3.0mm	4.5M	1			6	1	2	4	6	5	5
CORNER/ INTERMEDIATE STRAINER	3 Ft	ø60.3	1.75mm	1.6M	1			6	2	4	2	6	4	4
	4 Ft	ø60.3	1.75mm	1.9M	1			8	2	4	4	8	6	6
	4ft 6in	ø60.3	1.75mm	2.1M	1			8	2	4	4	8	6	6
	6 Ft	ø60.3	2.25mm	2.6M	1			8	2	4	4	8	6	6
	8 Ft	ø60.3	2.25mm	3.3M	1			10	2	4	6	10	8	8
	10 Ft	ø60.3	3.0mm	3.9M	1			12	2	4	8	12	10	10
	12 Ft	ø60.3	3.0mm	4.5M	1			12	2	4	8	12	10	10
HORIZONTAL STRUT KIT FOR 10 Ft & 12 Ft HIGH	END (x 2 FOR CORNERS)	ø41.5	2.0mm	6.0M				4	4			4		

## STIRRUP WIRES:-

ALLOW 5Kg ROLL 2.5mm PLAIN WIRE (STOCK CODE 323200)  
(5Kg = 130M Approx. = 590 STIRRUP WIRES PER ROLL)

**Jacksons**  
**FINE FENCING**

Stowting Common  
Near Ashford,  
KENT. TN25 6BN  
Telephone : 01233 750393  
Fax: 01233 750403  
Int. Tel : +44 (0)1233 750393

This Drawing Is The Property Of H.S. Jackson & Son (Fencing) Ltd.  
And May Not Be Copied Or Reproduced In Any Way Without Prior Written Permission.

5 12/01/16 Sheet 2 Details Added  
4 03/12/09 1.8M POST LENGTHS  
3 22/09/09 WASHERS & POST LENGTH  
2 01/10/03 OFFSET STRAPS DELETED  
1 19/09/01 Thrust Plates Removed  
0 17/12/98 ORIGINAL ISSUE

Drawn Y HALL  
Date 17/12/98  
Checked CJ  
Size A3 Scale N.T.S  
U.O.S

TITLE  
Tubular Welded Mesh  
SYSTEM 3 – FITTINGS LIST

CUSTOMER  
ACK No.

Drawing No.  
98 J2/01031  
Sheet 3 of 3