

CUSTOMER NAME:

ACK NO.

SALESMAN:

GATE HANDING & OPENING:

The handing of the gate is determined by the position of the hinges when the gate is viewed from outside. Hinges are always on the opening side of the gate.

*** STEP 5:** Please tick appropriate box for desired gate fitting option.

OPTION 1: UNFITTED GATE(S).

For fittings to be supplied separately.

Please state which side you plan to hang the gate so we can brace the gate correctly. (See hanging options below)

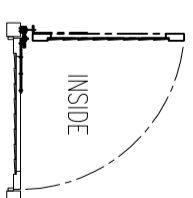
Left Hand Hang OR Right Hand Hang

OR

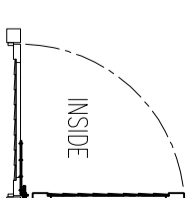
OPTION 2: FITTED GATE(S).

Please tick appropriate box for desired hanging & opening.

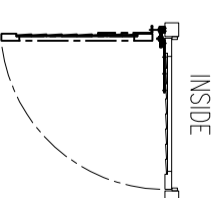
A. Standard Left Hand Hang Opening Inwards




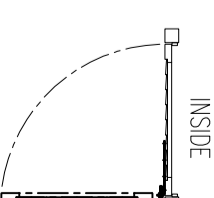
B. Standard Right Hand Hang Opening Inwards



C. Left Hand Hang Opening Outwards



D. Right Hand Hang Opening Outwards



NOTE: Please fill in all the required measurements marked with *.

This order cannot be **Changed or Canceled**. Please sign & return the form. Before returning please kindly make sure all the required steps are completed & information is filled in & checked. In case of any queries please contact your salesperson.

CUSTOMER SIGNATURE: **DATE:**

Jacksons Fencing

Stowting Common, Near Ashford, Kent, TN25 6BN
Telephone: 01233 750393
Fax: 01233 750403
www.jacksons-fencing.co.uk

DO NOT SCALE - IF IN DOUBT ASK

TITLE ORDER FORM FOR MITRE GATES

Drawn	HB
Date	10/05/2018
Checked	ALL
Size	A3
Scale	NTS U.O.S

MANUFACTURE TOLERANCE ±5mm

Drawing No.

J7/01320
1

This Drawing Is The Property Of H.S. Jackson & Son (Fencing) Ltd, And May Not Be Copied Or Reproduced In Any Way Without Prior Written Permission.

10/05/2018 ORIGINAL ISSUE