






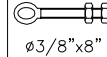




# Imperial Welded Mesh System 6 – Fittings List

POST TYPE	CHAINLINK HEIGHT	POST SIZE			STIRRUP WIRE SEE NOTE										
		DIAMETER	WALL	LENGTH		'Y' CAP Intermediate	'Y' CAP END	'Y' CAP CORNER	STRAP	TOP RAIL END CAP (Strut Kit Only)	FLAT STRETCHER BAR	WINDER	ø3/8"x8" STRAINING BOLT	M8 x 40 Gutter Bolt Nut & Washer	Extra M8 Nuts For Stretcher Bars
INTERMEDIATE	6 Ft	ø60.3	1.75mm	2.6M	2	1									
	8 Ft	ø60.3	2.25mm	3.2M	3	1									
	10 Ft	ø60.3	3.0mm	3.8M	4	1									
	12 Ft	ø60.3	3.0mm	4.4M	4	1									
END	6 Ft	ø60.3	2.25mm	2.6M			1		2		2	2	6	3	3
	8 Ft	ø60.3	2.25mm	3.2M			1		3		2	3	6	4	4
	10 Ft	ø60.3	3.0mm	3.8M			1		4		2	4	6	5	5
	12 Ft	ø60.3	3.0mm	4.4M			1		4		2	4	6	5	5
CORNER/ INTERMEDIATE STRAINER	6 Ft	ø60.3	2.25mm	2.6M				1	4		4	4	12	6	6
	8 Ft	ø60.3	2.25mm	3.2M				1	6		4	6	12	8	8
	10 Ft	ø60.3	3.0mm	3.8M				1	8		4	8	12	10	10
	12 Ft	ø60.3	3.0mm	4.4M				1	8		4	8	12	10	10
HORIZONTAL STRUT KIT FOR 2.75M TO 3.6M HIGH	END (x 2 FOR CORNERS)	ø41.5	2.0mm	6.0M					4	4				4	

**Jacksons**  
**FINE FENCING**

Stowing Common  
Near Ashford,  
KENT. TN25 6BN  
Telephone : 01233 750393  
Fax: 01233 750403  
Int. Tel : +44 (0)1233 750393

This Drawing Is The Property Of H.S. Jackson & Son (Fencing) Ltd.  
And May Not Be Copied Or Reproduced In Any Way Without Prior Written Permission.

② 01/10/03  
① 19/09/01  
① 18/12/98

OFFSET STRAPS DELETED  
Thrust Plates Removed  
ORIGINAL ISSUE

Drawn Y HALL

Date 17/12/98

Checked

Size  
A3

Scale N.T.S  
U.O.S

TITLE

Tubular Welded Mesh  
SYSTEM 6

CUSTOMER

ACK No.

Drawing No.

98 J2/01034  
Sheet 2 of 2