

CUSTOMER NAME: .....

ACK No. ....

SALESMAN: .....

**GATE LEAF SIZE LIMITATION.**

Max Actual Gate Height (mm)	Allowable Actual Gate Width (mm)
Up to 1930 incl.	1350
Over 1930 up to 2300 incl.	1200

**GATE FRAME TYPE.**

**HEAVY FRAME** is required for Gates with:

- Actual Gate Height greater than 1930mm.
- OR**
- Actual Gate Width greater than 1200mm.

**GATE HANDING & OPENING:**

The handing of the gate is determined by the position of the hinges when the gate is viewed from outside. Hinges are always on the opening side of the gate.

\* **STEP 5:** Please tick appropriate box for desired gate fitting option.

**OPTION 1: UNFITTED GATE(s).**

For fittings to be supplied separately.

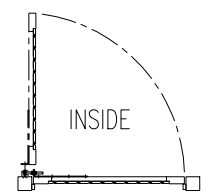
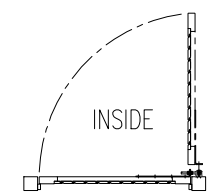
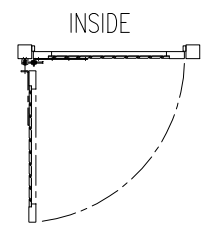
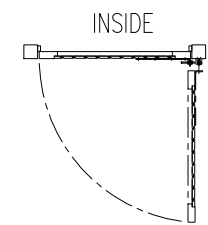
Please state which side you plan to hang the gate so we can brace the gate correctly. (See hanging options below)

Left Hand Hang  OR Right Hand Hang

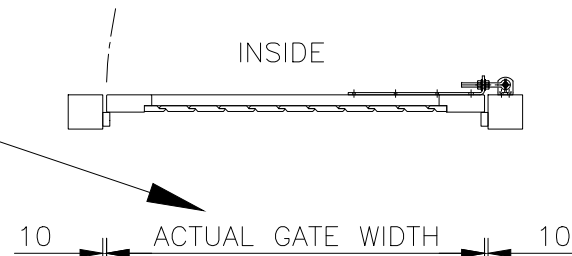
**OR**

**OPTION 2: FITTED GATE(s).**

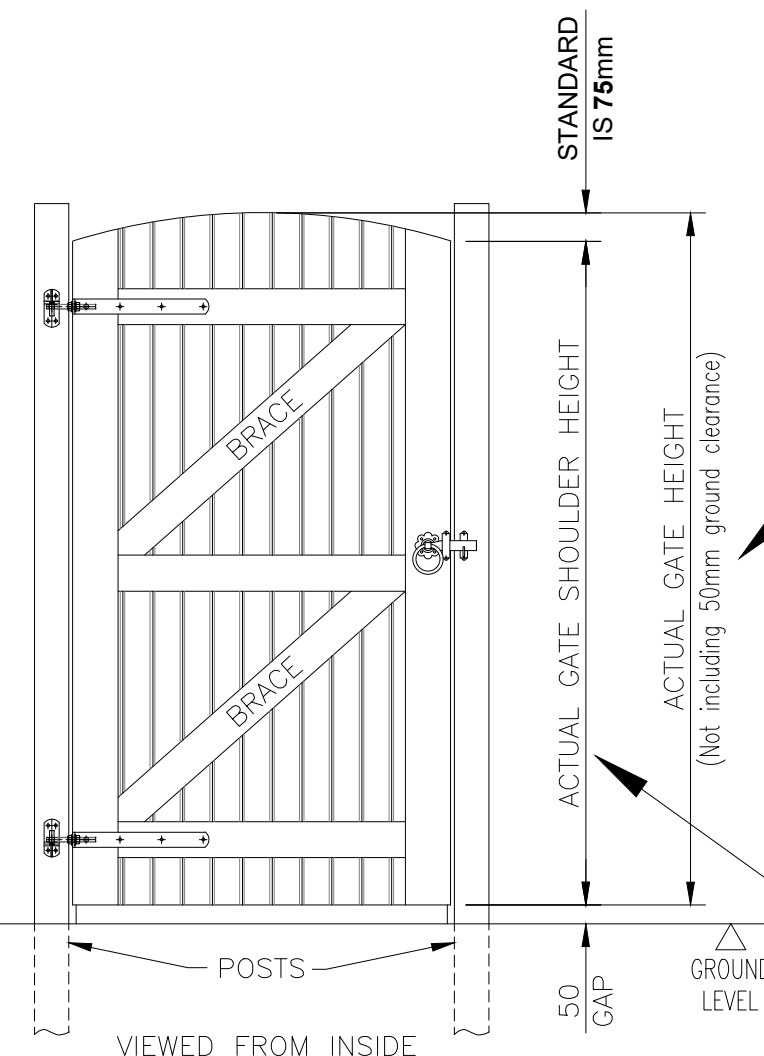
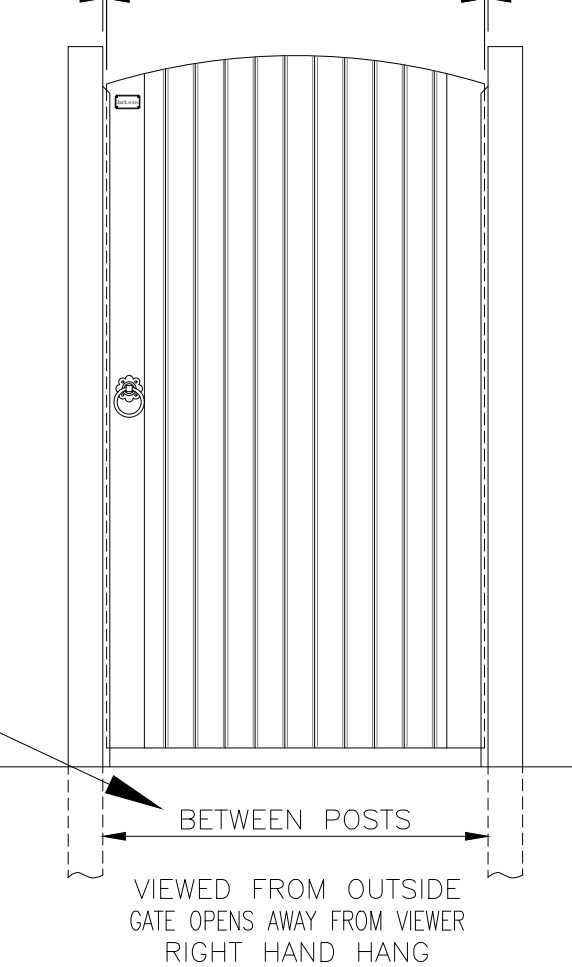
Please tick appropriate box for desired hanging & opening.

<p><b>A. Left Hand Hang Opening Inwards</b> <input type="checkbox"/></p> 	<p><b>B. Standard Right Hand Hang Opening Inwards</b> <input type="checkbox"/></p> 
<p><b>C. Left Hand Hang Opening Outwards</b> <input type="checkbox"/></p> 	<p><b>D. Right Hand Hang Opening Outwards</b> <input type="checkbox"/></p> 

**\*STEP 2.**  
"Actual Gate Width" is 20mm less than the between posts.



**\*STEP 1.**  
"Width Between Posts"



**\*STEP 3.**  
"Actual Gate Height"  
Remember not to include 50mm for Ground Clearance.

**\*STEP 4.**  
"Actual Gate Shoulder Height"  
Remember not to include 50mm for Ground Clearance.

**\*GATE SHOWN RIGHT HAND HANGING - OPENING INWARDS - For your requirements select the appropriate option in \*STEP 5.**

**NOTE:** Please fill in all the required measurements marked with \*.

This order cannot be **Changed** or **Canceled**. Please sign & return the form. Before returning please kindly make sure all the required steps are completed & information is filled in & checked. In case of any queries please contact your salesperson.

CUSTOMER SIGNATURE: ..... DATE: .....



Stowting Common, Near Ashford, Kent. TN25 6BN  
Telephone: 01233 750393  
Fax: 01233 750403  
www.jacksons-fencing.co.uk

DO NOT SCALE - IF IN DOUBT ASK

- 5 13/04/2018 NEW BORDER + DRAWN TO SCALE
- 4 04/01/2017 SIZE LIMITATIONS ADDED
- 3 22/03/2016 RE-DRAWN
- 2 24-08-2011 TEMPLATE CHANGED
- 1 06-11-2009 COMMENTS ADDED

Drawn ALI  
Date 20-10-2008  
Checked DD  
Size A3 Scale 1:20 U.O.S

TITLE SPECIAL 'BRABOURNE' GATE SINGLE LEAF

MANUFACTURE TOLERANCE ±5mm

Drawing No. J7/02121 Sheet 3 of 4